

CH 01-04

CH 01 English Pattern
Englische Form
Forma Inglesa
Forma anglaisa
Forma inglese

CH 02 With Alpha Handle
Mit Alfa-Griff
Con mango Alfa
Manche Alfa
Maniglia dell'alfa

CH 03 For children
Kinderzahnzangen
Para niños
Pour enfants
Per bambini

CH 04 American Pattern
Amerikanische form
Forma americana
Forme américaine
Forma americana

Dental Extraction Forceps
Forceps de extracción
Zahnzangen
Daviers
Pinze per estrazioni



All Extracting Dental Forceps are also available in **Non-Slip Grip Jaws**.
Please see page 11 for ordering details.



- V-01-0101 For Upper Centrals And Canines
- V-01-0102 For Upper Laterals And Bicusprds
- V-01-0103 For Upper Incisors And Canines
Crowded Internally Or Externally
- V-01-0104 For Lower Incisors And Canines
- V-01-0107 For Upper Bicuspidis Either Side
- V-01-0108 For Lower Bicuspidis Either Side
- V-01-0113 For Lower Bicuspidis Either Side



V-01-0117
Fig. 17



V-01-0118
Fig. 18



V-01-0218
Fig. 18 A



V-01-0219
Fig. 19



V-01-0220
Fig. 20



V-01-0221
Fig. 21



V-01-0222
Fig. 22

- V-01-0117 | For Right Upper Molars
- V-01-0118 | For Left Upper Molars
- V-01-0218 | For Upper Molars, Either Side
- V-01-0219 | For Upper Wisdoms, Either Side
- V-01-0220 | For Lower Wisdoms, Either Side
- V-01-0221 | For Lower Molars, Either Side
- V-01-0222 | For Lower Molars, Either Side (Hawk's Bill)

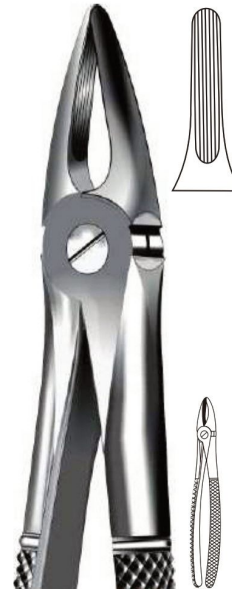
All Extracting Dental Forceps are also available in **Non-Slip Grip Jaws**.
 Please see page 11 for ordering details.



V-01-0223
Fig. 23



V-01-0224
Fig. 24



V-01-0229
Fig. 29



V-01-0329
Fig. 29 N



V-01-0330
Fig. 30



V-01-0331
Fig. 31



V-01-0333
Fig. 33



V-01-0433
Fig. 33 A

- V-01-0233 | For Right Lower Molars
- V-01-0224 | For Left Lower Molars
- V-01-0229 | For Upper Roots And Incisors, Either Side
- V-01-0329 | For Roots Of Upper Incisors
- V-01-0330 | For Lower Roots And Incisors
- V-01-0331 | For Lower Roots, Either Side
- V-01-0333 | For Lower Roots, Either Side
- V-01-0433 | For Lower Roots, Either Side



V-01-0533
Fig. 33 C



V-01-0633
Fig. 33 M



V-01-0641
Fig. 41



V-01-0644
Fig. 44



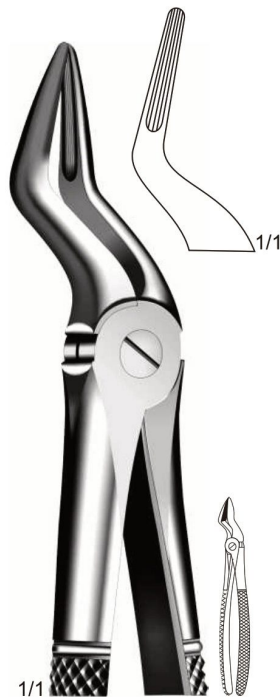
V-01-0645
Fig. 45



V-01-0651
Fig. 51

- V-01-0533 | For Lower Roots, Either Side, Slender Pattern
- V-01-0633 | For Lower Roots, Either Side, Slender Pattern
- V-01-0641 | For Upper Roots, Either Side
- V-01-0644 | For Upper Roots, Either Side
- V-01-0645 | For Lower Roots, Either Side
- V-01-0651 | For Upper Roots

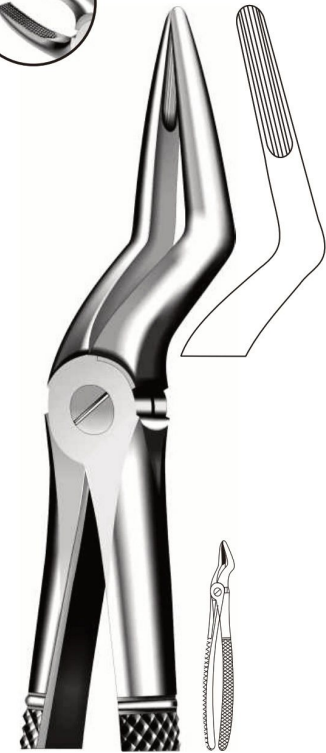
All Extracting Dental Forceps are also available in **Non-Slip Grip Jaws**.
Please see page 11 for ordering details.



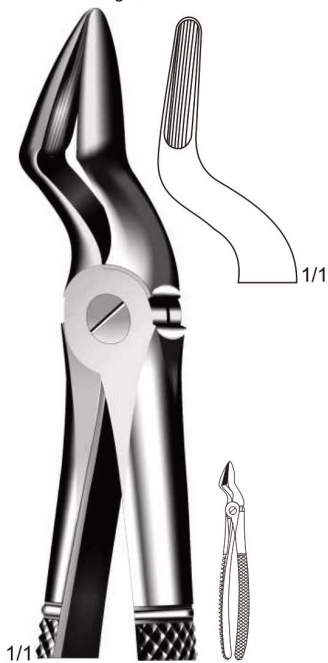
V-01-0751
Fig. 51 A



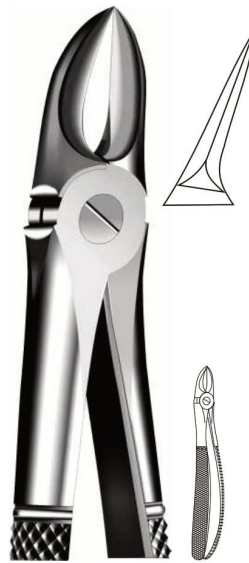
V-01-0851
Fig. 51 C



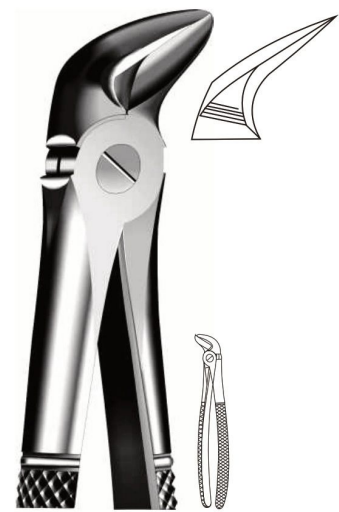
Mod. Pro
V-01-0951
Fig. 51 M



V-01-0952
Fig. 52



V-01-0955
Fig. 55



V-01-0956
Fig. 56

- V-01-0751 | For Upper Roots, Very Narrow Beak
- V-01-0851 | For Upper Roots
- V-01-0951 | For Upper Roots With Very Long Beak For Deep Upper Roots
- V-01-0952 | For Upper Roots And Canines, With Wider Beak
- V-01-0955 | For Separating Upper Molar
- V-01-0956 | For Separating Lower Molar



V-01-0967
Fig. 67



V-01-1067
Fig. 67 A



V-01-1073
Fig. 73



V-01-1074
Fig. 74



V-01-1174
Fig. 74 M



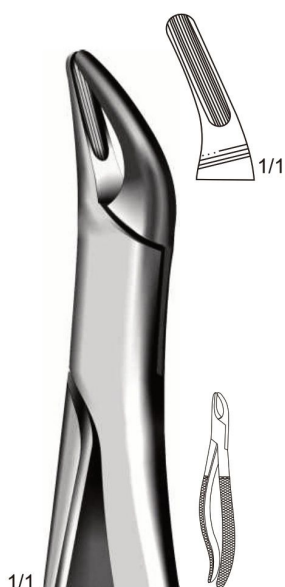
V-01-1274
Fig. 74 N



V-01-1275
Fig. 75

- V-01-0967 For Upper Wisdoms, Either Side
- V-01-1067 For Upper Wisdoms, Either Side
- V-01-1073 For Lower Molars, Either Side (Hawk's Bill)
- V-01-1074 For Lower Incisors And Roots
- V-01-1174 For Lower Incisors And Roots
- V-01-1274 For Lower Incisors And Roots
- V-01-1275 For Lower Bicuspid And Canines (either Side)

All Extracting Dental Forceps are also available in **Non-Slip Grip Jaws**.
Please see page 11 for ordering details.



V-01-1276
Lowrence Read
Fig. 76



V-01-1376
Lowrence Read
Fig. 76 N



V-01-1379
Fig. 79



V-01-1479
Fig. 79 A



V-01-1486
Fig. 86 A



V-01-1586
Fig. 86 B

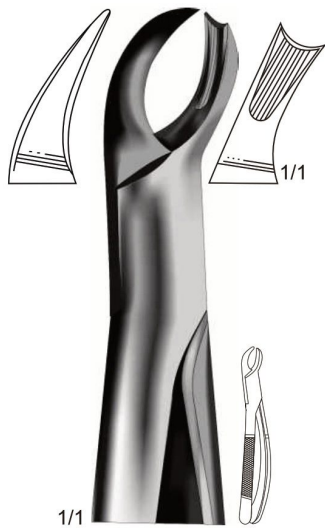


V-01-1686
Fig. 86 C



V-01-1687
Fig. 87

- V-01-1276 For Upper Roots, Either Side
- V-01-1376 For Upper Roots, Either Side (with Narrow Beak)
- V-01-1379 For Lower Wisdoms (either Side)
- V-01-1479 For Lower Wisdoms (either Side)
- V-01-1486 For Lower Molar With Decayed Or Broken Down Crowns, Either Side
- V-01-1586 For Lower Molar With Decayed Or Broken Down Crowns, Either Side
- V-01-1686 For Lower Molar With Decayed Or Broken Down Crowns, Either Side
- V-01-1687 For Lower Molar With Decayed Or Broken Down Crowns, Either Side



V-01-1689
Fig. 89



V-01-1690
Fig. 90



V-01-1694
Fig. 94



V-01-1695
Fig. 95



V-01-1699
Fig. 99

- V-01-1689 | For Right Upper Molars
- V-01-1690 | For Left Upper Molars
- V-01-1694 | For Right Upper Molars
- V-01-1695 | For Left Upper Molars
- V-01-1699 | For Broken Down Lower Molar

All Extracting Dental Forceps are also available in **Non-Slip Grip Jaws**.
Please see page next for ordering details.



V-01-1701 Universal Forceps For Upper Wisdoms, Bicuspids And Upper Roots
V-01-1702 For Upper Molars
V-01-1703 For Lower Incisors, Bicuspids And Roots
V-01-1704 For Lower Molars



Alpha handle

All preceding extracting forceps in English pattern are also available with **Alfa handle**.

Just replace first two article numbers, "01-" with "02-". Please refer to column "C" below.

Article numbers

A			B			C		
Normal handle	Non-Slip Grip	Alfa handle	Normal handle	Non-Slip Grip	Alfa handle	Normal handle	Non-Slip Grip	Alfa handle
V-01-0101	V-01-0101 NS	V-02-0101	V-01-0333	V-01-0333 NS	V-02-0333	V-01-1376	V-01-1376 NS	V-02-1376
V-01-0102	V-01-0102 NS	V-02-0102	V-01-0433	V-01-0433 NS	V-02-0433	V-01-1379	V-01-1379 NS	V-02-1379
V-01-0104	V-01-0104 NS	V-02-0104	V-01-0533	V-01-0533 NS	V-02-0533	V-01-1479	V-01-1479 NS	V-02-1479
V-01-0107	V-01-0107 NS	V-02-0107	V-01-0633	V-01-0633 NS	V-02-0633	V-01-1486	V-01-1486 NS	V-02-1486
V-01-0108	V-01-0108 NS	V-02-0108	V-01-0641	V-01-0641 NS	V-02-0641	V-01-1586	V-01-1586 NS	V-02-1586
V-01-0113	V-01-0113 NS	V-02-0113	V-01-0644	V-01-0644 NS	V-02-0644	V-01-1686	V-01-1686 NS	V-02-1686
V-01-0117	V-01-0117 NS	V-02-0117	V-01-0645	V-01-0645 NS	V-02-0645	V-01-1687	V-01-1687 NS	V-02-1687
V-01-0118	V-01-0118 NS	V-02-0118	V-01-0651	V-01-0651 NS	V-02-0651	V-01-1689	V-01-1689 NS	V-02-1689
V-01-0218	V-01-0218 NS	V-02-0218	V-01-0751	V-01-0751 NS	V-02-0751	V-01-1690	V-01-1690 NS	V-02-1690
V-01-0219	V-01-0219 NS	V-02-0219	V-01-0851	V-01-0851 NS	V-02-0851	V-01-1694	V-01-1694 NS	V-02-1694
V-01-0220	V-01-0220 NS	V-02-0220	V-01-0951	V-01-0951 NS	V-02-0951	V-01-1695	V-01-1695 NS	V-02-1695
V-01-0221	V-01-0221 NS	V-02-0221	V-01-0952	V-01-0952 NS	V-02-0952	V-01-1699	V-01-1699 NS	V-02-1699
V-01-0222	V-01-0222 NS	V-02-0222	V-01-0955	V-01-0955 NS	V-02-0955	V-01-1701	V-01-1701 NS	V-02-1701
V-01-0223	V-01-0223 NS	V-02-0223	V-01-0956	V-01-0956 NS	V-02-0956	V-01-1702	V-01-1702 NS	V-02-1702
V-01-0224	V-01-0224 NS	V-02-0224	V-01-1074	V-01-1074 NS	V-02-1074	V-01-1703	V-01-1703 NS	V-02-1703
V-01-0229	V-01-0229 NS	V-02-0229	V-01-1174	V-01-1174 NS	V-02-1174	V-01-1704	V-01-1704 NS	B-02-1704
V-01-0329	V-01-0329 NS	V-02-0329	V-01-1274	V-01-1274 NS	V-02-1274			
V-01-0330	V-01-0330 NS	V-02-0330	V-01-1275	V-01-1275 NS	V-02-1275			
V-01-0331	V-01-0331 NS	V-02-0331	V-01-1276	V-01-1276 NS	V-02-1276			

Non-Slip Grip Jaws



All preceding extracting forceps in English pattern are also available in **Non-Slip Grip Jaws**.

Please add "NS" with existing article numbers. e.g **V-01-0101NS**. Please refer to column B.



V-03-1837
Fig. 37
For upper incisors and canines



V-03-1813
Fig. 13 S
For lower bicuspid, either side



V-03-1822
Fig. 22 S
For lower molars, either side



V-03-1829
Fig. 29 S



V-03-1830
Fig. 30 S
For upper incisors and roots, either side



V-03-1833
Fig. 33 S
For lower roots, either side



V-03-1838
Fig. 38
For lower incisors and canines



V-03-1839
Fig. 39
For upper molars, either side



V-03-1939
Fig. 39 A
For upper molars, either side



V-03-2039
Fig. 39 L
For left upper molar



V 03-1810
Instrument set of 10
 V-03-1837 V-03-1813
 V-03-1839 V-03-1830
 V-03-2139 V-03-1833
 V-03-2039 V-03-1822
 V-03-2151 V-03-1838



V-03-2139
Fig. 39 R
For right upper molar



V-03-2140
Fig. 40
For lower molars, either side



V-03-2151
Fig. 51 S
For upper roots, either side



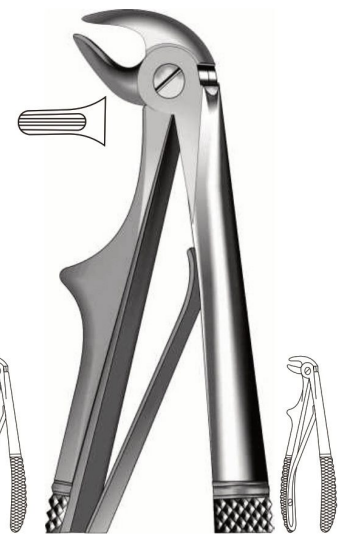
Klein
V-03-2203
 Fig. 3
 For upper molars



Klein
V-03-2205
 Fig. 5
 For lower incisors



Klein
V-03-2206
 Fig. 6
 For lower molars



Klein
V-03-2207
 Fig. 7
 For lower roots



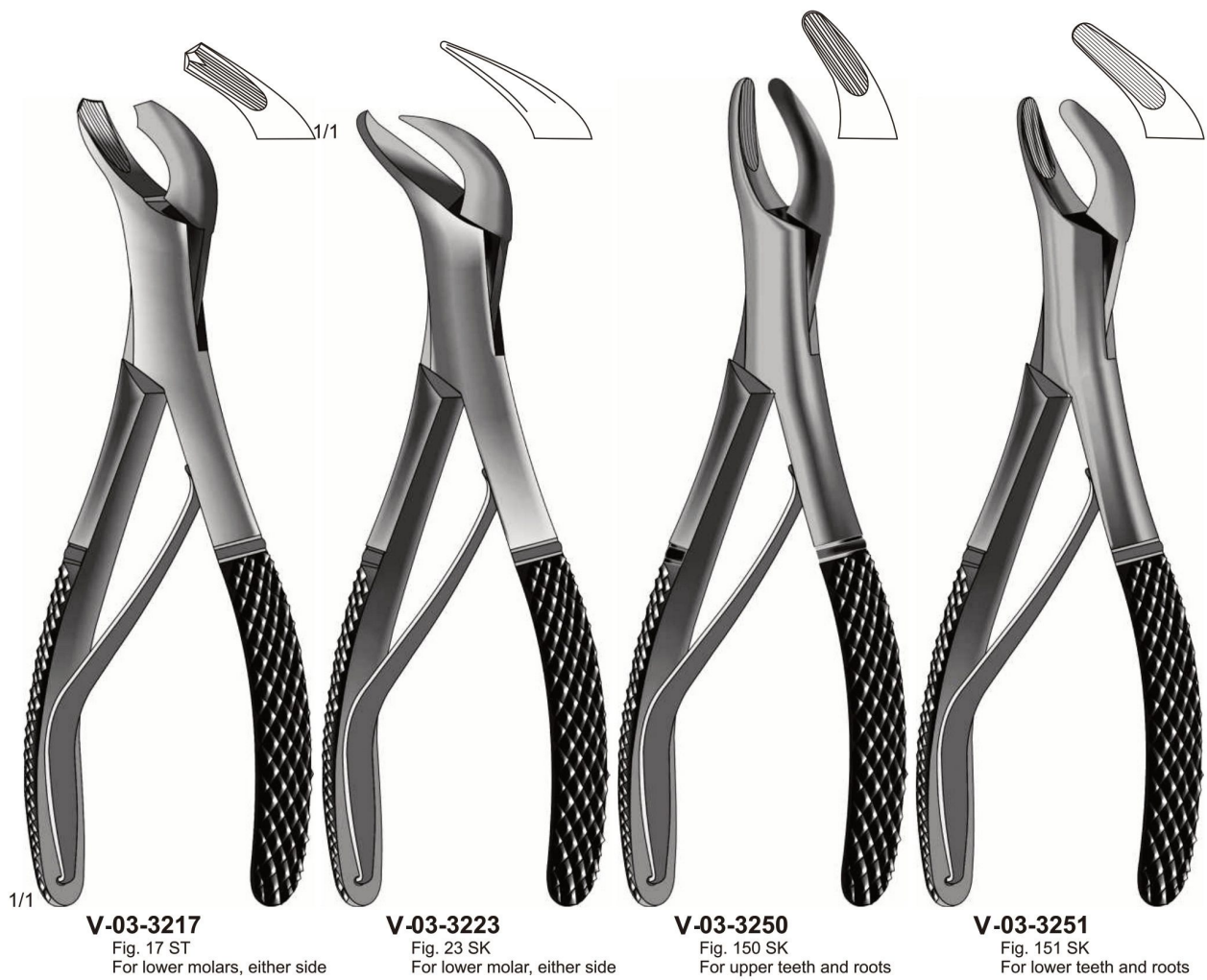
Klein
V-03-3137
 Fig. 137
 For upper incisors & canines



Klein
V-03-3139
 Fig. 139
 For upper bicuspid

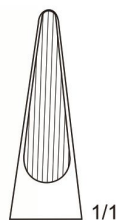


Klein
V-03-3151
 Fig. 51 S
 For upper roots

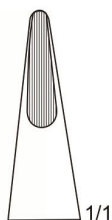




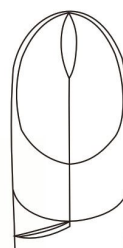
1/1
Standard
V-04-0101
Fig. 1
For upper centrals,
laterals and cuspids



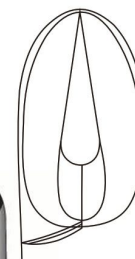
1/1
Henahan
V-04-0201
Fig. 1 A
For upper incisors



Physick
V-04-0205
Fig. 5
For lower third molars
either side



V-04-0206
Fig. 6
Splitting or separating
forceps





Woodward
V-04-0203
 Fig. 3 FH
 For lower molars



V-04-0310 V-04-0410
 Fig. 10 H / Fig. 10 S
 For upper molars, either side

V-04-0310
 Fig. 10 H

V-04-0410
 Fig. 10 S



Harris
V-04-0415
 Fig. 15

V-04-0416
 Fig. 16
 For lower molars



V-04-0516
Fig .16 S

V-04-0517
Fig .17

Harris
V-04-0618
Fig .18 L

Harris
V-04-0718
Fig .18 R

- V-04-0516 | For Lower Molars, Either Side, For Children
- V-04-0517 | For Lower Molars, Either Side
- V-04-0618 | For Upper Molars, Left Side
- V-04-0718 | For Upper Molars, Right Side



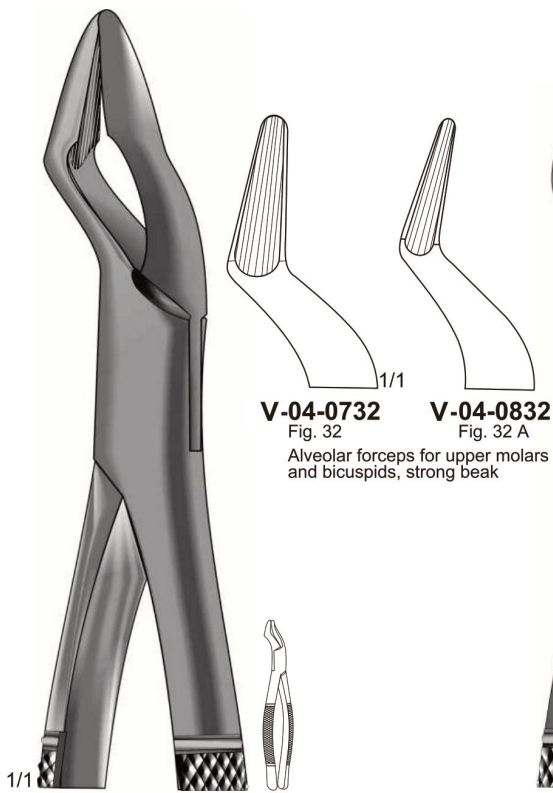
V-04-0723
Fig. 23
For lower molars, either side



V-04-0724
Fig. 24
For upper molars, either side



V-04-0727
Fig. 27



V-04-0732 Fig. 32
V-04-0832 Fig. 32 A
Alveolar forceps for upper molars and bicuspid, strong beak

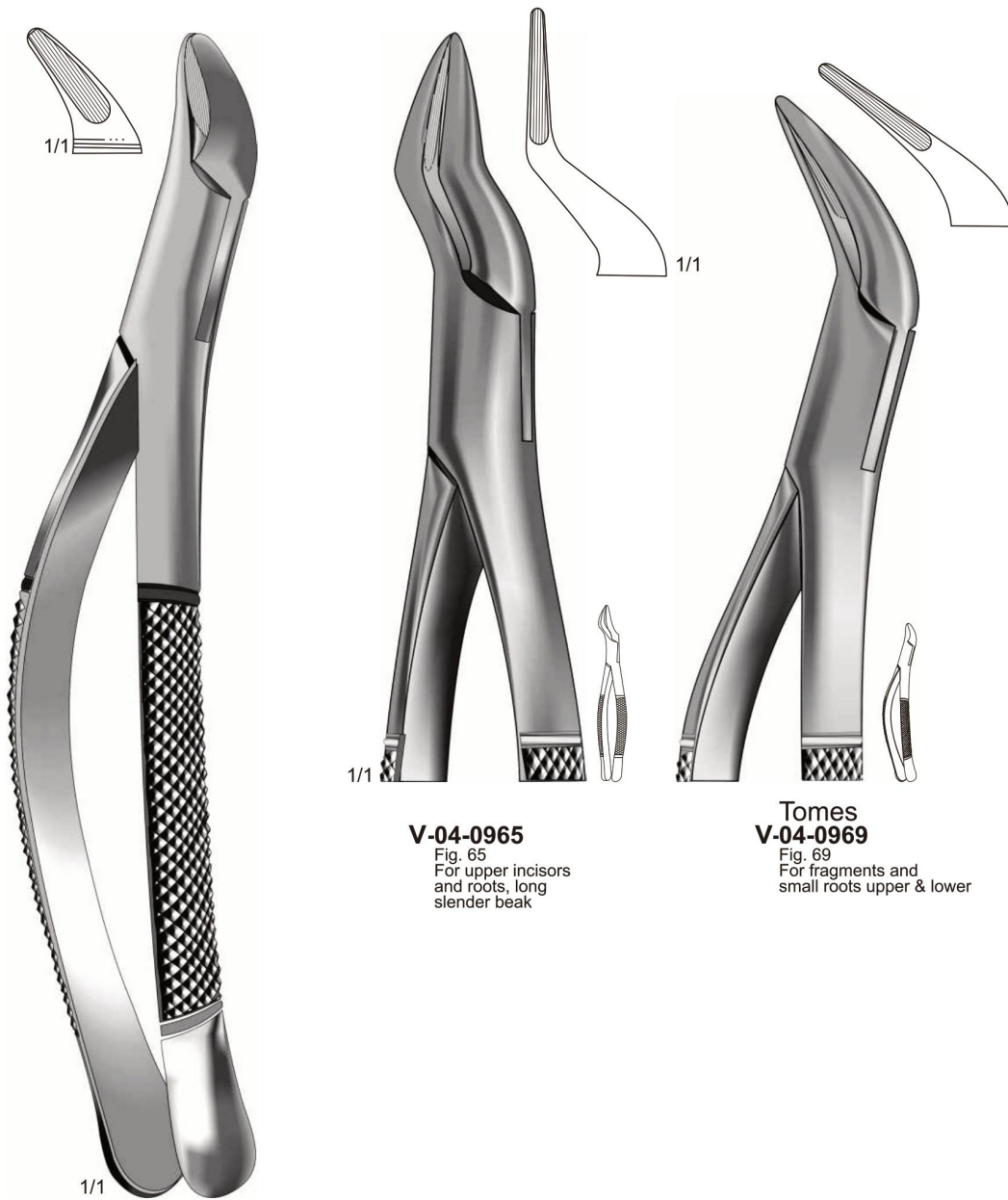
1/1
Parmly
V-04-0732 - V-04-0832



V-04-0853
Fig. 53 L
For upper molars left side



V-04-0953
Fig. 53 R
For upper molars right side



V-04-0962
Fig. 62
Universal forceps for upper
teeth & roots, also for children

V-04-0965
Fig. 65
For upper incisors
and roots, long
slender beak

Tomes
V-04-0969
Fig. 69
For fragments and
small roots upper & lower



Hull
V-04-1101
 Fig .101
 Universal forceps for
 bicuspid and milk teeth

V-04-1103
 Fig .103
 For lower bicuspid
 incisors, roots, either side



Nevius
V-04-1188
 Fig .88 L
 For left upper molar

Nevius
V-04-1288
 Fig .88 R
 For right upper molar



Kells
V-04-1299
Fig .99 A
For upper bicuspid,
cuspid and incisors



Kells
V-04-1399
Fig .99 C
For upper bicuspid,
cuspid and incisors



Nevius
V-04-2110
Fig .110
For upper cuspid and bicuspid



Nevius
V-04-3110
Fig .110
For upper cuspid and bicuspid



Cryer
V-04-4150
Fig. 150



Cryer
V-04-5150
Fig. 150 A



Cryer
V-04-6150
Fig. 150 S



Cryer
V-04-6151
Fig. 151



Cryer
V-04-7151
Fig. 151 A

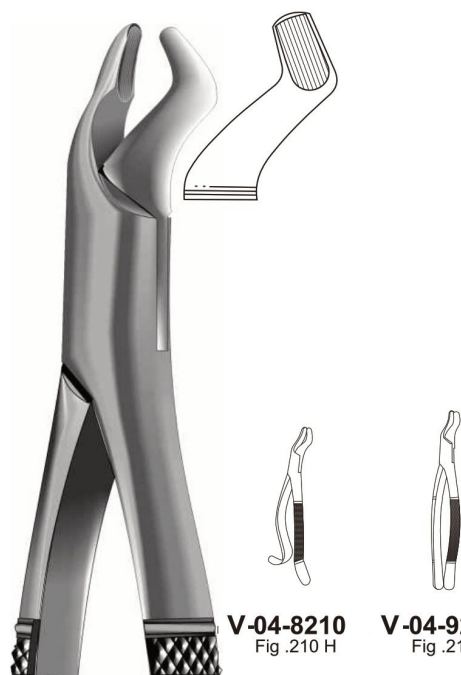


Cryer
V-04-8151
Fig. 151 S

- V-04-4150 For Upper Bicuspids, Incisors And Roots
- V-04-5150 For Upper Bicuspids, Incisors And Roots (but Modified)
- V-04-6150 For Upper Bicuspids, Incisors And Roots
- V-04-6151 For Lower Bicuspids, Incisors And Roots
- V-04-7151 For Lower Bicuspids, Incisors And Roots
- V-04-8151 For Lower Bicuspids, Incisors And Roots



V-04-8203
Fig. 203



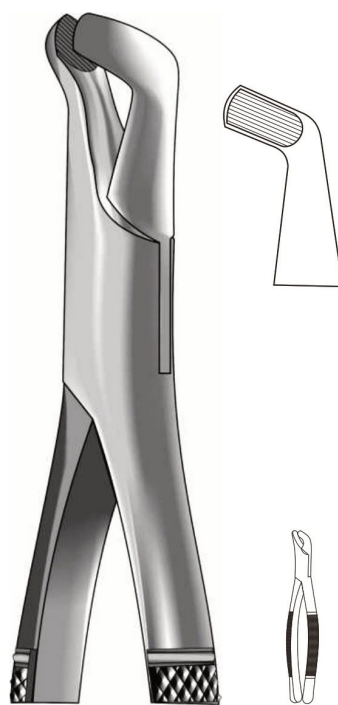
V-04-8210
Fig. 210 H

V-04-9210
Fig. 210 S

V-04-8210 - 04-9210

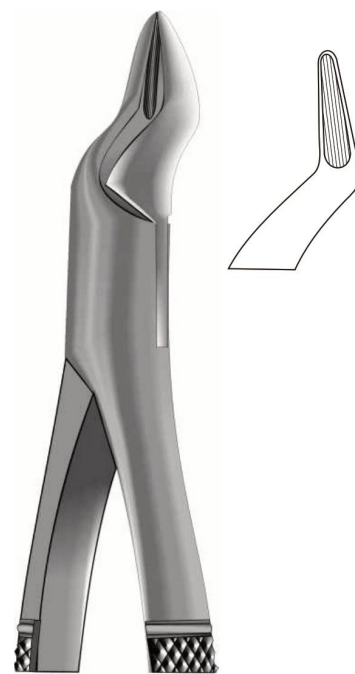


V-04-9217
Fig. 217



V-04-9222
Fig. 222

B



V-04-9286
Fig. 286

- V -04-8203 For lower bicuspid, incisors and roots, either side
- V -04-8210 For upper wisdoms, either side
- V -04-9210 For upper wisdoms, either side
- V -04-9217 For lower molars, either side
- V -04-9222 For lower wisdoms, either side
- V -04-9286 For upper roots, bicuspid and incisors, either side